

Using money challenge



Family Maths Toolkit

Gather some items to sell. You could make a toy shop, a supermarket or even a shoe shop. Then you need to make some price tickets.

Make labels of up to 20p. Now you need some money to buy the items. Use 1p, 2p, 5p, 10p and 20p only.

Decide who will be the shopkeeper and who will be the shopper (you can swap round).

Have fun shopping and then make an advert for your shop to show what you have for sale and the prices.

Which is the most expensive thing for sale?

Do you have any special offers?



Family comments:

Child comments:



Curriculum Link

Recognise and know the value of coins.

On the way to school




Family Maths
Toolkit

On your way to school, look around for shapes – see if you can spot any circles, rectangles or triangles. Look at houses, cars, toys and anything else you can find.

If you look carefully at things, can you see any 3D shapes such as spheres, cuboids, cylinders or pyramids.

Choose your favourite things to draw and show the shape.

Helpful hint: Talk about why things are the shape they are – is it useful or decoration?



Family comments:

Child comments:



Curriculum Link

Recognise and name common 2D and 3D shapes, relating them to everyday objects in different orientations and sizes.

Sharing a picnic




Family Maths
Toolkit

Think of a picnic which two children are going to share equally – what will they each have?


How could we share the pizza fairly?

What about a bowl of tomatoes?

A bunch of grapes? One apple? A cake?



What would you have in your picnic that could be shared with a friend? Draw a picture and show how it could be shared.



Family comments:

Child comments:



Curriculum Link

Recognise, find and name half as one of two equal parts; recognise two quarters are the same as a half.