
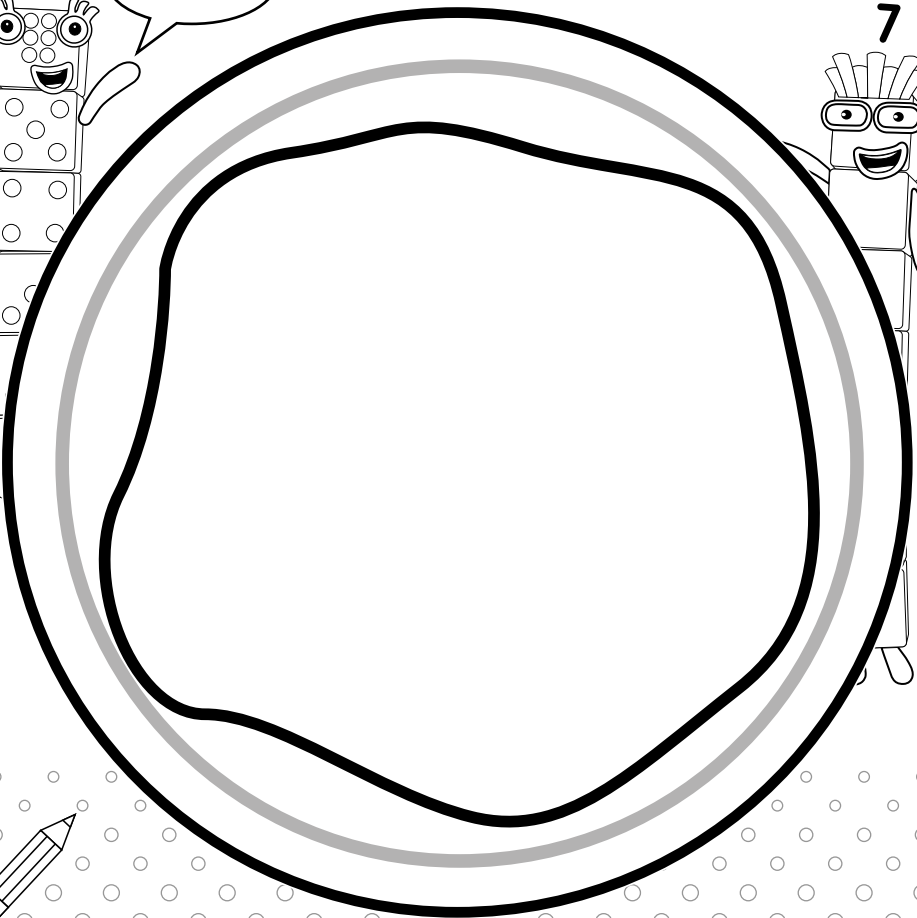


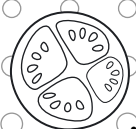





Pizza party!


It's time for some pizza!
Choose with your friends
which toppings to add,
then draw them on!








Write how many of each topping you draw.

	<input type="text"/>		<input type="text"/>
tomato		mushrooms	
	<input type="text"/>		<input type="text"/>
sweetcorn		peppers	

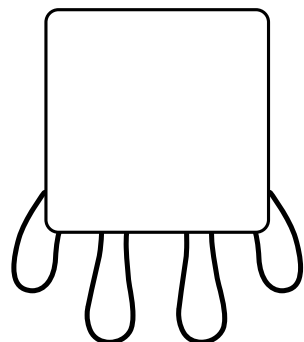
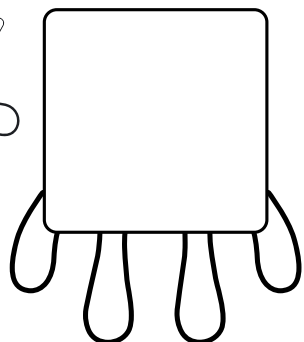

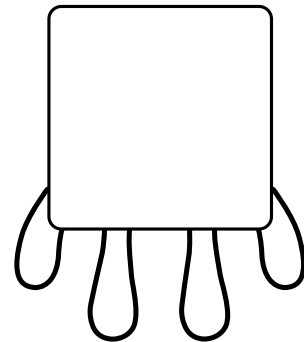
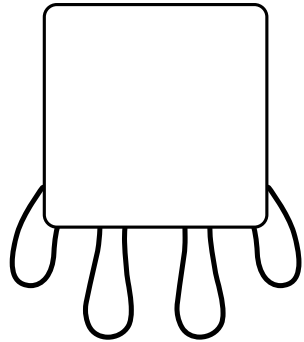
You did it!
Stick a badge here.




Maths with friends



Start the number fun with your friends by
drawing each other as Numberblocks!



Scan the QR code to make the
exciting Treasure of Hexagon
Island board game and play it
together!




Print pages 1 and 2 double-sided and fold in half to make a booklet

Spot the Blocks

Find the badges on your extra sheet. Stick one for each activity you finish!

Take turns to write the number when you spot each Numberblock.



1	2	3	4	5
6	7	8	9	10



Did you spot another friend?

Finished?
Stick a badge here!


Number Heroes

Be a hero like Eight! Colour a star each time you do an activity.


Read 1 book!





Name 3 types of fruit!



Tidy away 5 toys!





Draw 2 animals!




Great work!

Do 4 star jumps!

4



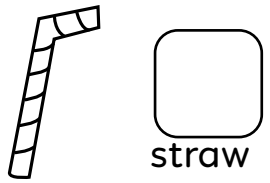
All done?
Stick a badge here!




Smoothie café

Help Five make lots of yummy smoothies!


Write how many of each thing is needed for the smoothie, then colour it in!



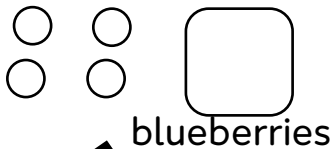
straw



strawberries



banana slices

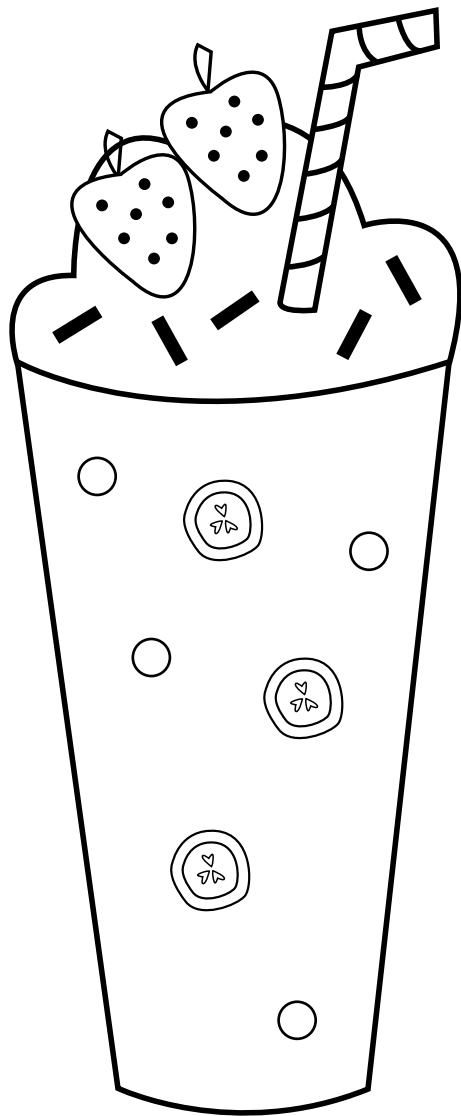


blueberries



sprinkles

5




Thanks for helping!


Now it's time to take some orders!

How many smoothies would the Numberblobs like in total?
Write the answers.



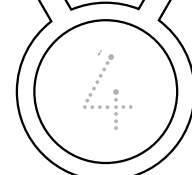

Smoothie orders



1 banana




3 strawberries







1 + 3 =




Smoothie orders



2 blueberries




3 bananas






2 + 3 =

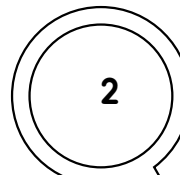

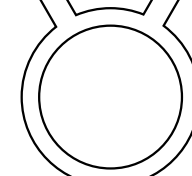
Smoothie orders




2 strawberries



4 bananas

2 + 4 =



You did it!
Stick a badge here.


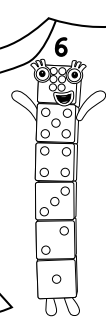
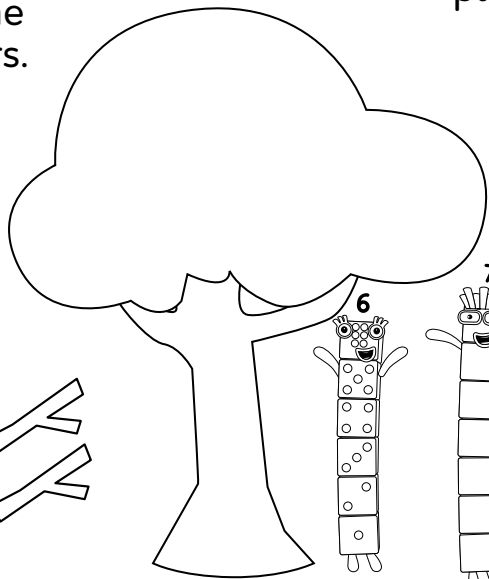
Nature spotting

Can you count and spot these things in your playground?


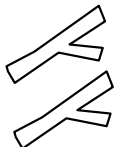
Write the numbers.





big tree




little twigs



green leaves



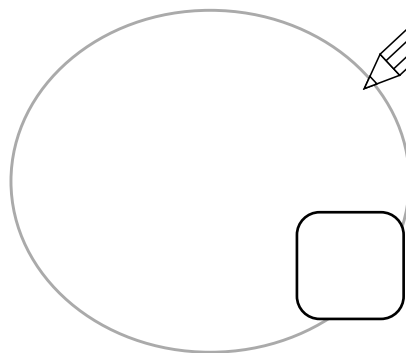
tiny bugs



small pebbles



Choose something else to spot. Draw and write how many there are.

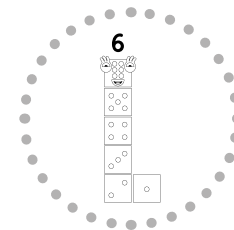
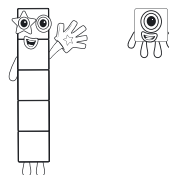


You did it! Stick a badge here.


Magic friends

Circle, tick or colour to do Number Magic!

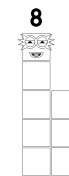

$5 + 1 = \square$



or

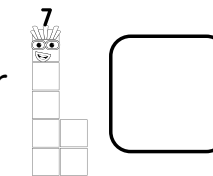


$5 + 2 = \square$




Tick!

or



$5 + 3 = \square$



9

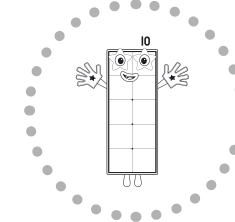

Colour in!

or

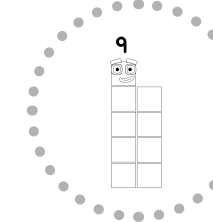
8




$5 + 4 = \square$



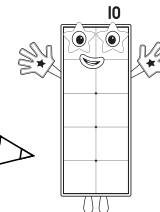
or



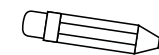
$5 + 5 = \square$



Colour in!



All done? Stick a badge here!







Snip-outs

Stick on these badges when you complete an activity.


You spotted the Blocks! 3




We're Magic Friends! 10




5 Well done, Smoothie Superstars




We're super Nature Spotters! 4



You did it Number Heroes! 8




We had a pizza party! 7



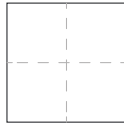
Well done!

Now make a Numberblocks Hero Finder and find your Number Hero!

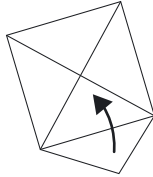


How to make it!

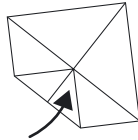
1. Cut out the template. Fold in half twice, unfold and turn it over, so you can't see the lines and pictures.



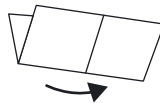
2. Fold each corner in towards the middle.



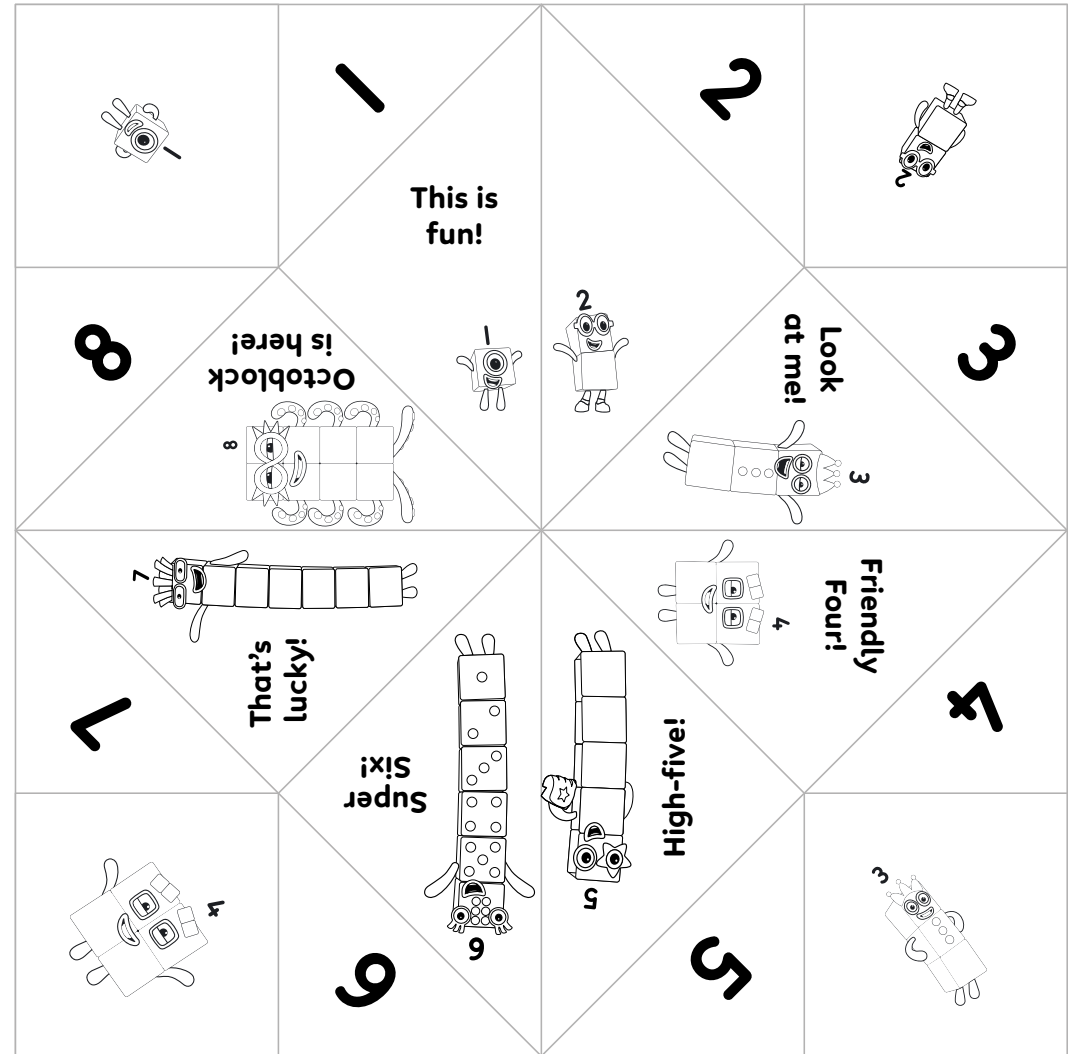
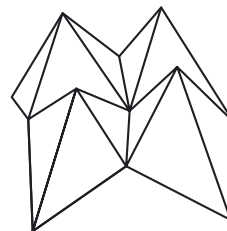
3. Turn it over again and fold the corners into the middle again.



4. Fold in half, so you see the pictures of Numberblocks One, Two, Three and Four.



5. Push your thumbs and first fingers under each flap. Move your fingers together and apart to open and close the hero finder.



Now you can play!

1. Choose a Numberblock, then open and close the hero finder that number of times.
2. Choose a number and move the finder that number of times.

3. Choose another number, lift up that flap to see your Number Hero!

